

2026

WILD WEST CAMP LOCATION OFFERINGS



THE OPRY HOUSE

The Opry House is a central entertainment hub for many campus events. This building houses the theatre, coffee shop, canteen, arcade, and bowling alley. There are 3 main sections of the building, making it a great space to host any event or multiple events at once.



OPRY HOUSE

Easily accessible from the parking lot with an entrance directly into the coffee shop and access to the courtyard.

THEATRE

A 100 seat theatre with sound system, projection screen and performance stage.

COFFEE SHOP

Walk up coffee shop with shared kitchen and plenty of room for indoor seating and access to outdoor courtyard.



CANTEEN

2,800 sq ft. snack bar with shared kitchen, arcade, 3 lane bowling alley, and dj/dance floor area.



BOWLING ALLEY

A 3 lane bowling alley located within the canteen. Can be reserved individually or for group events.



ARCADE

Arcade games in the canteen to keep everyone entertained between bowling rounds or while waiting for food.

BOOMTOWN

MAIN STREET BOOMTOWN

Central campus hub that allows easy access to all features.

BOOMTOWN SUNSHADES

Giant sunshades over a grass area provide the perfect area for enjoying lunch or just taking a cool break.



RECREATION AREAS

Campus offers plenty of areas to host daily events. From morning mimosas at the pool to evening S'mores at the campfire, there is always an activity happening.

POOL

3,000 sq ft. enclosed concrete pool with lifeguard station. Located near cabins with access to showers.



TOWN HALL

600 sq ft. building that offers recreation area for arts, crafts, music, team building, and group projects.



CAMPFIRE

Outdoor fire pit with stadium style seating. Located behind cabins and perfect for evening activities.




BELLY UNION

3,000 sq ft. cafeteria with kitchen, walk in cooler, freezer, salad bar, hot bar, and room for plenty of indoor seating to give guest a place to eat.



Two outdoor grill areas located in Boomtown. The station features a covered condiment counter, fountain station, and two storage rooms that keep equipment out of the elements. Just in front of the grills is a sun shade and grass area that provide the perfect spot for outdoor activities.

BOOMTOWN GRILLS



CAMPUS CABINS

The campus has a combined 25 cabins that run along the perimeter and through Boomtown. Each cabin is equipped with 6-8 bunk beds and can sleep between 12 and 16 guests depending on the layout of the individual cabin. The cabins are perfect for enjoying everything that campus has to offer.



CAMP CABINS

10 Cabin buildings along the perimeter of campus. Each building is split in half for a total of 20 individual rooms.



BOOMTOWN CABINS

5 Individual cabins that run along main street Boomtown. These cabins share a communal bathroom and shower house also located in Boomtown.



CABIN INTERIOR

Each camp cabin features 2 private bathrooms, A/C and heating, and 6-8 bunk beds. Cabins also come equipped with storage for luggage and a private counselor room.

ADMINISTRATION & THE GROVE

ADMINISTRATION

1,200 sq ft. building with offices a conference room and full kitchen. A great option for work sessions and team meetings.

THE GROVE

A 5,000 sq ft. steel frame sports building that is a blank canvas for any indoor event. Equipped with heaters so it can be utilized year round.



THE HANGAR

A 54,000 sq ft. steel frame indoor action sports park with features for everyone. This indoor park allows guests to experience one of the largest indoor skate parks in the United States. Equipped with 6 massive bay doors that can be raised to let in the cool breeze during the Summer or heated to keep the elements out during Winter. This Hangar can be used year round.



VERT RAMP

Sitting between Mano and Art Park is a 12' vert ramp with foam pit on either side and capped with a practice resi section.



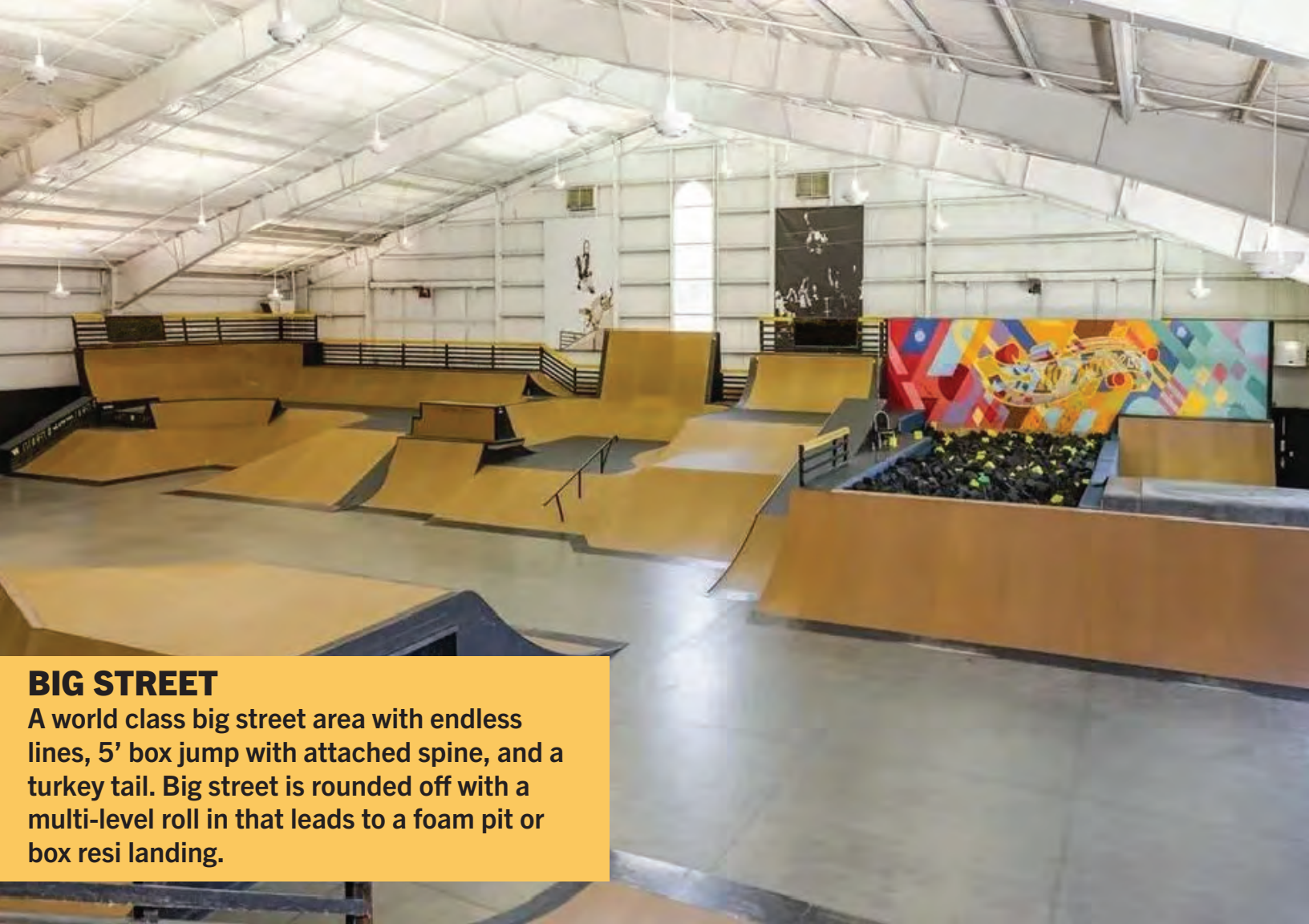
MANO-A-MANO

A 5' mini ramp that looks out into a smaller street area with clean lines. Nested behind Mano-A-Mano are twin 5' wooden bowls.



ART PARK

Flatland concrete street area that features long lines leading to plenty of rails, ledges, and boxes.



BIG STREET

A world class big street area with endless lines, 5' box jump with attached spine, and a turkey tail. Big street is rounded off with a multi-level roll in that leads to a foam pit or box resi landing.

THE PROGRESSION CENTRE

A 24,000 sq ft. steel frame Indoor multisport hub. It includes cross-training features, built with progression and exploration in mind. This building is fully heated during the Winter with bay doors to control airflow during the warmer months. The Progression Centre is perfect to work on a multitude of sport skills year round.




ACRO-TRAMPOLINE

This progression area features 4 fly-bed tramps with an attached foam pit and bounce wall.

STREET PROGRESSION

Featuring multiple-size quarters, banks, ledges, learning rails, and a rail/ledge to foam progression zone.



WILD WEST PARKOUR

Multiple boxes, rails, high bars, and climbing structures make up this parkour zone. All situated on a spring floor that allows for the best environment to move freely over obstacles.



OUTDOOR PARKS

Campus features 9 different outdoor parks that fit everyone's skill level. The different parks are perfect for skateboarding, bmx, mountain bikes, scooters, rollerskates, inline, or most other wheeled activities.



ANIMAL CHIN

A 9,000 sq ft. park with a 1:1 replica of the 1980's Bones Brigade classic 10' vert ramp/spine outfitted with extensions, channels and mini ramp transitioning to a unique street area.



DIRT JUMPS

18,000 sq ft. of dirt track with multiple lines, berms, tables and jumps.



THE CRATER

A 17,000 sq ft. concrete park that blends quarter-pipes, banks, vert walls, a street spine, bowl corners, hips, rollers, ledges, and an over-vert bowl corner.



POCO LOCO

16,000 sq ft. of concrete skatepark featuring a variety of rails, ledges, kickers, euro gaps, and a bank to curb that is suitable for intermediate-level riders.



THE PLAZA

A 5,500 sq ft. concrete park with infinite lines through all the ledges, rails, perfect banks, and the infamous roof gap.



JUNCTION

21,000 sq ft. of technical concrete park with rails, stair sets, bowl corners and various ledges surrounded by a pool and pump track.



BACKYARD MINI

A 3,400 sq ft. skatelite mini ramp with hips, bowl corners and deck features.



PARKOUR ZONE

6,500 sq ft. of outdoor parkour obstacles that feature rails, boxes, high jumps, and wedges.

CLIMBING WALL

A 25' climbing wall featuring 3 sections. Two beyond vert sections and a standard vert section.



WILD WEST CAMP

CEDAR CANYON

DIRT JUMPS

CLIMBING WALL PARKOUR

BACKYARD MINI

THE HANGAR

JUNCTION

CABIN 11

CABIN 10

CABIN 9

CABIN 8

CABIN 7

CABIN 6

POCO LOCO

RESTROOM

PLAZA

PROGRESSION CENTRE

THE CRATER

THE GRILLS

BOOMTOWN

NURSE STATION

CABIN 1E

CABIN 1D

RESTROOM

CABIN 1C

CABIN 1B

CABIN 1A

MAIN OFFICE

POOL HOUSE

POOL

CABIN 5

CABIN 4

CABIN 3

CABIN 2

PARKING

THE GROVE

BOLD VENTURE

RESTROOM

THE OPRY HOUSE

PARKING

PARKING

ANIMAL CHIN

WILD WEST CAMP



STALLION SPRINGS DRIVE



